


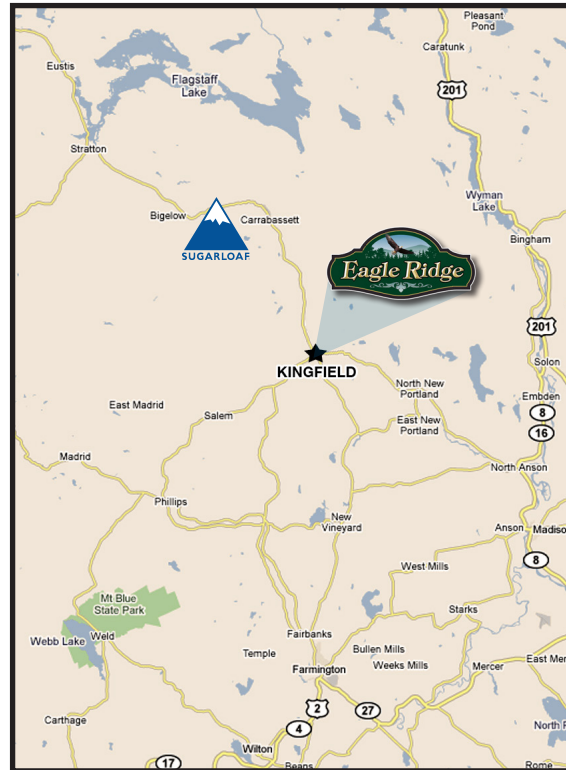


Eagle Ridge homesites are surrounded by hundreds of acres ideal for...

snowmobiling,
skiing, hiking,
biking,
fishing and more!



Kingfield/Sugarloaf Area



Eagle Ridge homesites are developed and offered by:



L&M Land Co.
P.O. Box 246, Kingfield, ME 04947
email info@lmlandcompany.com

(207) 491-9255

Spectacular Land Opportunities at





Private single family homesites
with spectacular mountain views
located in Kingfield, Maine



About Eagle Ridge

Eagle Ridge homesites are located one mile from downtown Kingfield at the height of Maple Street. The Eagle Ridge homesites combine spectacular views of the Western Mountains, while offering seclusion in a woodland setting on your own private road. With the Sugarloaf resort only 15 minutes north, and the Maine Huts and Trails, the IT, and gorgeous lakes all in close proximity, Eagle Ridge provides a tranquil setting in a region renowned as a four-season recreation area.



Eagle Ridge has been designed to maintain the natural setting of the surrounding mountains, while capitalizing upon amazing vistas, sunsets, mountain streams and abundant wildlife. The 17 lots encompass over 150 acres of land, bordered on all sides by woodlands, high peaks of Maine and the Carrabassett River. The roads within the subdivision have been designed to minimize traffic and provide a sense of remoteness for the individual lots. There are common areas within the development for the private use of the homeowners. All utilities are installed underground to minimize the impact on the environment.

